

# Half-Year Results 2018/19

---

Key Figures CREALOGIX Group

19 March 2019

# Disclaimer

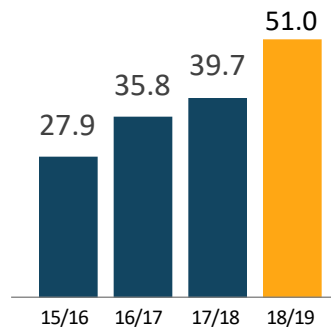
This presentation contains forward-looking statements, which offer no guarantee with regard to future performance. These statements are based on information currently available to our management as well as on management's current assumptions and forecasts. There are numerous risks and uncertainties, many of which are beyond our control, that could cause our actual results, financial situation and performance to differ materially from the forward-looking information and statements made in this presentation. Each forward-looking statement speaks only as of the date of the particular statement and CREALOGIX does not assume any obligation to update or revise any forward-looking statements or other information, except as required by law.

This presentation constitutes neither an offer to sell nor a solicitation to buy any securities. Nothing contained in this presentation shall form the basis of, or be relied on in connection with, any contract or commitment whatsoever. In particular, this Presentation is not being issued in the United States of America and should not be distributed to U.S. persons or publications with a general circulation in the United States. Any non-compliance with such restrictions may result in an infringement of U.S. securities laws. Securities of CREALOGIX Holding AG ('COMPANY') are not being publicly offered outside of Switzerland. In particular, the securities of the company have not been registered under the U.S. securities laws and may not be offered, sold or delivered within the United States or to U.S. persons absent the registration under or an applicable exemption from the registration requirements of the U.S. securities laws. This document does not constitute a prospectus according to article 652a or article 1156 of the Swiss code of obligations or article 27 et seq. of the SIX Swiss Exchange listing rules and is being made available solely for information and background.

# CREALOGIX Group Key Figures

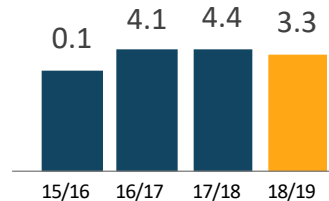
## Sales

(CHF millions)



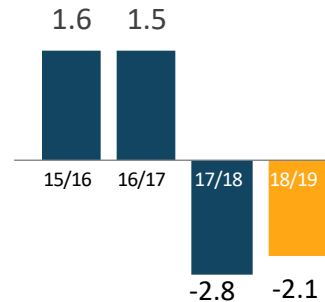
## EBITDA\*

(CHF millions)



## Free Cash Flow\*

(CHF millions)



## International Sales

 **64%**

## Adjusted Earnings Per Share\*

 **0.78**

## Headcount

 **688**

\*Non-GAAP measure.